












## MODEL SV120 E HC



-  Premium quality
-  Power output range 330-350 Wp
-  100% EL testing
-  Mechanical load up to 2400 Pa
-  Low weight
-  Module efficiency up to 20,77%
-  Positive power tolerance -0/+5 Wp
-  IEC EN 61215  
IEC EN 61730-1, -2

### Warranty:

- 10** years manufacturing defects
- 12** years limited, 90% output power
- 25** years limited, 80% output power



Electrical parameters at Standard Test Conditions (STC)						
MODEL		SV120-330 E HC	SV120-335 E HC	SV120-340 E HC	SV120-345 E HC	SV120-350 E HC
Peak power $P_{MPP}$	[W]	330	335	340	345	350
Peak power tolerance	[W]	-0/+5				
Short circuit current $I_{SC}$	[A]	10,14	10,18	10,21	10,31	10,36
Open circuit voltage $V_{OC}$	[V]	41,25	41,58	41,81	42,09	42,38
Rated current $I_{MPP}$	[A]	9,51	9,59	9,64	9,69	9,75
Rated voltage $V_{MPP}$	[V]	34,71	35,05	35,33	35,61	35,90
Current and voltage tolerance	[%]	± 3				
Module efficiency	[%]	19,58%	19,88%	20,18%	20,47%	20,77%

STC: 1000W/m<sup>2</sup> irradiance, 25 °C cell temperature, AM1, 5 g spectrum according to EN 60904-3  
Average relative efficiency reduction of 3,4 % at 200 W/m<sup>2</sup> according to EN 60904-1

Electrical parameters at Nominal Operating Cell Temperature (NOCT)						
MODEL		SV120-330 E HC	SV120-335 E HC	SV120-340 E HC	SV120-345 E HC	SV120-350 E HC
Peak power $P_{MPP}$	[W]	249,9	253,7	257,4	261,2	265,0
Peak power tolerance	[W]	-0/+5				
Short circuit current $I_{SC}$	[A]	8,19	8,22	8,25	8,33	8,37
Open circuit voltage $V_{OC}$	[V]	39,2	39,5	39,7	40,0	40,3
Rated current $I_{MPP}$	[A]	7,57	7,62	7,66	7,73	7,77
Rated voltage $V_{MPP}$	[V]	33,0	33,3	33,6	33,8	34,1

NOCT: module operating parameters at 800 W/m<sup>2</sup> irradiance, 20 °C ambient temperature, 1 m/s wind speed

MECHANICAL DATA	
Dimensions (H x W x D)	[mm] 1685 x 1000 x 35
Weight	[kg] 19,0
Solar cells	120 cells, mono-Si, 158x79 mm +/- 1 mm
Cells encapsulation	Ethylene vinyl acetate (EVA)
Front	Tempered solar glass, 3,2 mm
Back	Composite polyester Film
Frame	Anodized aluminium frame with twin-wall profile and drainage holes
Junction box	IP67 with 3 Bypass diodes
Cable and connectors	Solar cable 4 mm <sup>2</sup> , length 350 mm, PV connectors

NOTE: For extended models, SV120 E HCYYY, voltages and currents can vary where YYY is optional based on the chosen YYY variant (YYY = letter(s), F for black frame, B for silver frame and black backsheet, BC for full black module)

OPERATING CONDITIONS		
Temperature range	[°C]	-40 to +85
Maximum system voltage	[V]	1500
Max. series fuse rating		15A
Limiting reverse current		15A
Maximum surface load capacity		2400 Pa (Snow load)
Resistance against hail		Max. diameter of 25 mm with impact speed 23 m/s

THERMAL CHARACTERISTICS		
Temperature coefficient of $P_{MPP}$	[%/K]	-0,338
Temperature coefficient of $I_{SC}$	[%/K]	0,047
Temperature coefficient of $V_{OC}$	[%/K]	-0,268

