





MODEL SV144 E HCM10

TOPCon technology



Premium quality



Power output
range 570-580 Wp



100% EL testing



Mechanical load
down to 5400 Pa*



Low weight



Module efficiency
up to 22,45%



Positive power
sorting -0/+4,9 W



IEC EN 61215-1,-1-1,-2
IEC EN 61730-1,-2

Warranty:

15 years manufacturing defects

25 years limited,
87% output power



Electrical parameters at Standard Test Conditions (STC)				
MODEL		SV144-570 E HCM10	SV144-575 E HCM10	SV144-580 E HCM10
Peak power P_{MPP}	[W]	570	575	580
Peak power sorting	[W]	-0/+4,9		
Short circuit current I_{SC}	[A]	14,38	14,44	14,50
Open circuit voltage V_{OC}	[V]	50,75	50,90	51,04
Rated current I_{MPP}	[A]	13,59	13,65	13,71
Rated voltage V_{MPP}	[V]	41,97	42,15	42,33
Module efficiency	[%]	22,07	22,26	22,45
Cell efficiency	[%]	>24,7	>24,9	>25,1

STC: 1000W/m² irradiance, 25 °C cell temperature, AM1, 5 g spectrum according to EN 60904-3. Machine measurement tolerance: +/-3%. Machine measurement rating: AAA. Primary electrical value for product type rating is P_{MPP} . I and V values can vary up to +/- 10% for the same P_{MPP} rating. Average relative efficiency reduction of 3,4 % at 200 W/m² according to EN 60904-1

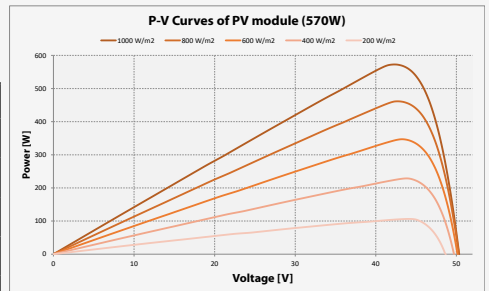
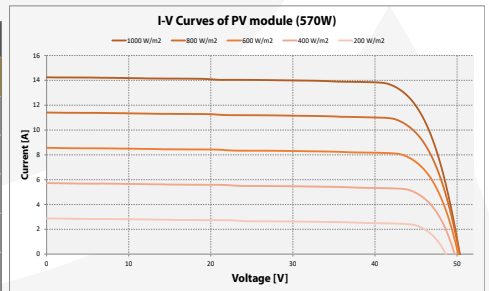
OPERATING CONDITIONS		
Temperature range	[°C]	-40 to +85
Maximum system voltage	[V]	1500
Max. series fuse rating	[A]	25
Limiting reverse current	[A]	20
Maximum surface load capacity	[Pa]	Down: 5400* Up: 2400
Resistance against hail		Max. diameter of 25 mm with impact speed 23 m/s

*Please refer to installation manual

THERMAL CHARACTERISTICS		
Temperature coefficient of P_{MPP}	[%/K]	-0,322
Temperature coefficient of I_{SC}	[%/K]	0,033
Temperature coefficient of V_{OC}	[%/K]	-0,22

Electrical parameters at Nominal Module Operating Temperature (NMOT)				
MODEL		SV144-570 E HCM10	SV144-575 E HCM10	SV144-580 E HCM10
Peak power P_{MPP}	[W]	431,6	435,4	439,2
Short circuit current I_{SC}	[A]	11,62	11,67	11,71
Open circuit voltage V_{OC}	[V]	48,2	48,4	48,5
Rated current I_{MPP}	[A]	10,82	10,86	10,92
Rated voltage V_{MPP}	[V]	39,9	40,1	40,2

NMOT: module operating parameters at 800 W/m² irradiance, 20 °C ambient temperature, 1 m/s wind speed



MECHANICAL DATA	
Dimensions (H x W x D)	[mm] 2278 x 1134 x 35
Weight	[kg] 27,0
Solar cells	TOPCon, 144 cells, mono-Si, 182x91 mm +/- 1 mm
Front	AR Coated, Tempered solar glass, 3,2 mm
Back	Composite polyester Film
Frame	Anodized aluminium frame with twin-wall profile and drainage holes
Junction box	IP68 with 3 Bypass diodes
Cable and connectors	Solar cable 4 mm ² , length 1400 mm, MC4 compatible connectors

PACKAGING		
Quantity/Pallet	pcs	31
Truck	pcs	682
Pallets	pcs	22

NOTE: For extended models, SV144 E (YYY) HCM10, there is optional YYY suffix that can be F for black frame and white backsheet and without YYY suffix for silver frame and white backsheet.

